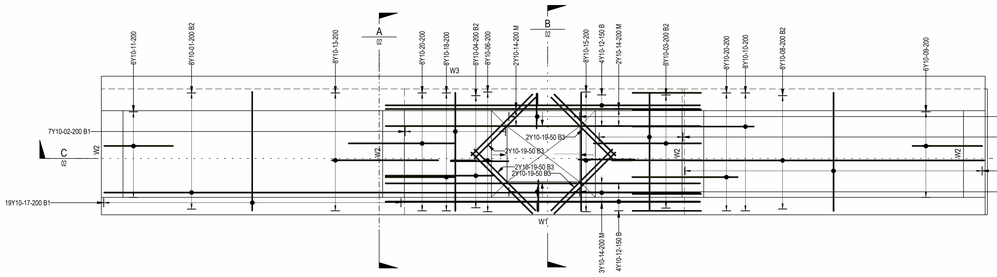

SILT TRAP TYPE 2 BOTTOM REBAR LAYOUT
1 : 25

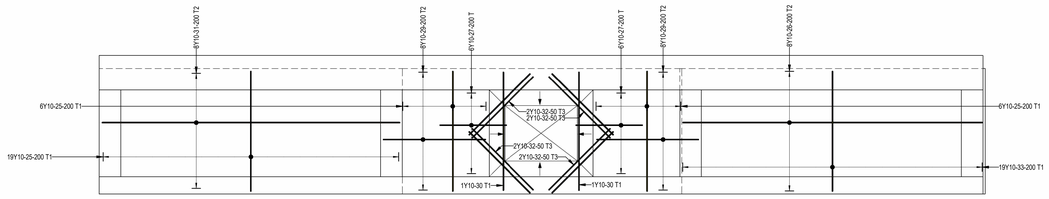

SILT TRAP TYPE 2 TOP REBAR LAYOUT
1 : 25

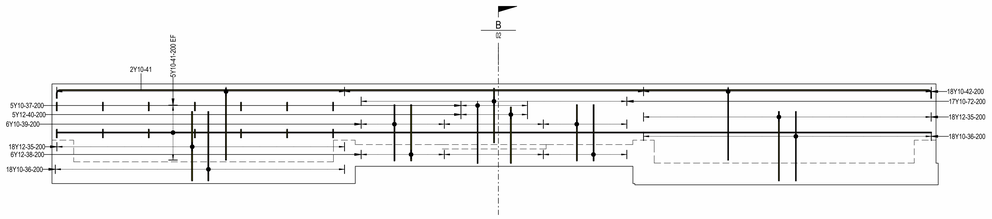

TYPE 2 WALL 1 ELEVATION
1 : 25

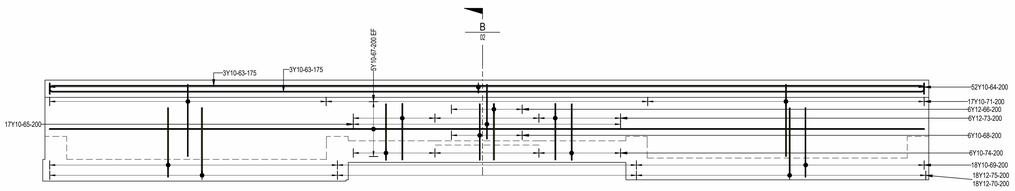

TYPE 2 WALL 3 ELEVATION
1 : 25

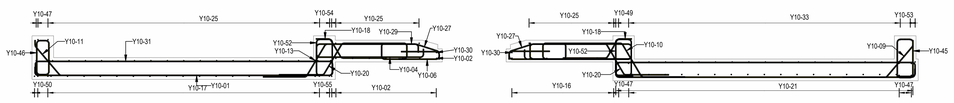

SECTION C
1 : 25 (02)

TYPE 2 BENDING SCHEDULE

Member	No of Mbrs	No of Bars	Dia	Cutting Length	Bar Mark	Total	Shape Code	A	B	C	D	E	r	kg
BOTT TYPE 2	8	8	Y10	3590	01	64	38	100	3440	100				142
BOTT TYPE 2	8	7	Y10	1485	02	56	38	83	1370	83				51
BOTT TYPE 2	8	8	Y10	1423	03	64	38	115	1243	115				56
BOTT TYPE 2	8	8	Y10	1389	04	64	38	100	1239	100				55
BOTT TYPE 2	8	6	Y10	1393	05	48	75	335	101	409	225	148		41
BOTT TYPE 2	8	8	Y10	1843	06	64	75	442	97	672	193	300		73
BOTT TYPE 2	8	6	Y10	1219	07	48	75	300	101	363	190	125		36
BOTT TYPE 2	8	8	Y10	3610	08	64	38	100	3460	100				143
BOTT TYPE 2	8	6	Y10	1034	09	48	48	500	476	69	362	309		31
BOTT TYPE 2	8	8	Y10	1438	10	64	41	500	457	500	398	225		57
BOTT TYPE 2	8	6	Y10	1014	11	48	48	509	448	69	341	290		30
BOTT TYPE 2	8	8	Y10	3780	12	64	38	100	3630	100				149
BOTT TYPE 2	8	8	Y10	1432	13	64	41	506	445	500	387	219		57
BOTT TYPE 2	8	5	Y10	3802	14	40	38	111	3630	111				94
BOTT TYPE 2	8	8	Y10	1838	15	64	75	471	101	661	193	273		73
BOTT TYPE 2	8	7	Y10	1520	16	56	38	100	1370	100				53
BOTT TYPE 2	8	19	Y10	1483	17	152	38	79	1375	79				139
BOTT TYPE 2	8	16	Y10	912	18	128	41	163	262	506	230	125		72
BOTT TYPE 2	8	8	Y10	1000	19	64	20	1000						40
BOTT TYPE 2	8	16	Y10	1424	20	128	41	500	428	515	373	210		113
BOTT TYPE 2	8	19	Y10	1470	21	152	38	75	1370	75				138
TOP TYPE 2	8	31	Y10	2070	25	248	55	200	190	1390	190	200		317
TOP TYPE 2	8	8	Y10	4116	26	64	55	216	170	3460	170	200		163
TOP TYPE 2	8	12	Y10	859	27	96	48	500	282	93	86	269		51
TOP TYPE 2	8	1	Y10	1510	28	8	38	190	1180	190				7
TOP TYPE 2	8	16	Y10	1330	29	128	38	100	1180	100				105
TOP TYPE 2	8	2	Y10	1520	30	16	38	100	1370	100				15
TOP TYPE 2	8	8	Y10	4080	31	64	55	200	170	3440	170	200		161
TOP TYPE 2	8	8	Y10	1000	32	64	20	1000						40
TOP TYPE 2	8	19	Y10	2045	33	152	55	200	165	1390	190	200		192
W1 TYPE 2	8	36	Y12	1211	35	288	37	801	440					310
W1 TYPE 2	8	36	Y10	1245	36	288	37	800	470					221
W1 TYPE 2	8	5	Y10	875	37	40	37	650	250					22
W1 TYPE 2	8	12	Y12	1460	38	96	37	650	840					125
W1 TYPE 2	8	12	Y10	1495	39	96	37	650	870					89
W1 TYPE 2	8	5	Y12	860	40	40	37	650	240					31
W1 TYPE 2	8	12	Y10	10250	41	96	38	100	10100	100				608
W1 TYPE 2	8	36	Y10	1720	42	288	38	830	110	830				306
W1 TYPE 2	8	14	Y10	260	43	112	38	100	110	100				18
W2 TYPE 2	8	6	Y10	1335	45	48	60	190	450					40
W2 TYPE 2	8	6	Y10	1155	46	48	60	150	400					34
W2 TYPE 2	8	8	Y10	1520	47	64	38	100	1370	100				60
W2 TYPE 2	8	2	Y10	1530	48	16	38	105	1370	105				15
W2 TYPE 2	8	2	Y10	1540	49	16	38	100	1390	100				15
W2 TYPE 2	8	2	Y10	1552	50	16	38	106	1390	106				15
W2 TYPE 2	8	2	Y10	1541	51	16	38	100	1390	101				15
W2 TYPE 2	8	12	Y10	1285	52	96	60	190	425					76
W2 TYPE 2	8	2	Y10	1510	53	16	38	100	1360	100				15
W2 TYPE 2	8	2	Y10	1500	54	16	38	100	1350	100				15
W2 TYPE 2	8	2	Y10	1521	55	16	38	106	1359	106				15
W2 TYPE 2	8	2	Y10	1501	56	16	38	100	1350	101				15
W3 NIB	8	6	Y10	10250	63	48	38	100	10100	100				304
W3 NIB	8	52	Y10	855	64	416	60	100	300					220
W3 TYPE 2	8	17	Y10	1360	65	136	38	630	150	630				114
W3 TYPE 2	8	6	Y12	870	66	48	37	650	250					37
W3 TYPE 2	8	10	Y10	10250	67	80	38	100	10100	100				506
W3 TYPE 2	8	6	Y10	875	68	48	37	650	250					26
W3 TYPE 2	8	36	Y10	1245	69	288	37	800	470					221
W3 TYPE 2	8	18	Y12	1220	70	144	37	800	450					156
W3 TYPE 2	8	34	Y10	1760	71	272	38	830	150	830				296
W3 TYPE 2	8	17	Y10	1320	72	136	38	630	110	630				111
W3 TYPE 2	8	12	Y12	1450	73	96	37	650	830					124
W3 TYPE 2	8	12	Y10	1475	74	96	37	650	850					87
W3 TYPE 2	8	18	Y12	1200	75	144	37	800	430					154
W3 TYPE 2	8	21	Y10	300	76	168	38	100	150	100				31
W3 TYPE 2	8	14	Y10	260	77	112	38	100	110	100				18
		793				6344								7155

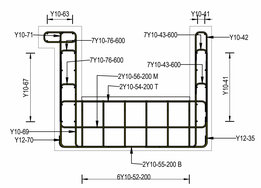

SECTION A
1 : 20 (02)

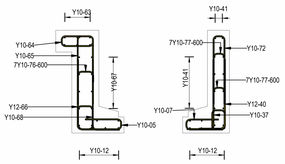

SECTION B
1 : 20 (02)

SCHEDULE - WALLS

TYPE MARK	DESCRIPTION
W1	200mm THK R.C WALL
W2	250mm THK R.C WALL

REINFORCEMENT NOTES:

COVER = 50mm ALL ROUND
SPLICE LENGTH = 50 x DIA (OF SMALLER BAR)
F.F = FRONT FACE
B.F = BACK FACE
T = TOP
B = BOTTOM
M = MIDDLE
E.F = EACH FACE
EW = EACH WAY
STOOLS TO SIT ON B1 AND SUPPORT T2

REINFORCEMENT ABBREVIATIONS



NOTES

1. DO NOT SCALE DRAWING - ONLY DIMENSIONS SHOWN TO BE USED.
2. THE CONTRACTOR SHALL VERIFY ALL CONDITIONS, DIMENSIONS AND LEVELS ON THE SITE AND NOTIFY THE NEC SUPERVISOR OF ANY VARIATIONS BEFORE CONSTRUCTION.
3. ALL LEVELS ARE IN METERS TO MEAN SEA LEVEL.
4. DRAWINGS MUST BE READ IN CONJUNCTION WITH PROJECT SPECIFICATIONS AND GENERAL NOTES DRAWINGS.
5. IF APPLICABLE, DRAWINGS SHALL BE READ IN CONJUNCTION WITH ARCHITECT'S DRAWINGS AND ANY DISCREPANCIES TO BE REPORTED TO THE ENGINEER.

LOCALITY

LEGEND

SYMBOL	DESCRIPTION

NO	DESCRIPTION	BY	CHKD	APPD	DATE
T0	ISSUED FOR TENDER		GPV	GPV	25/07/18

REVISIONS

This Document including all design and information therein is Confidential Intellectual Property of Transnet. Copyright and all other rights are reserved by Transnet. This Document may only be used for its intended purpose

ZUTARI
IMPACT. ENGINEERED.

CONTRACTOR / CONSULTANT

TITLE	NAME	SIGN	DATE
DRAWN	I. TSULO		25/07/11
CHECKED	G.P VENTER		25/07/11
DESIGNED	S. DEYSEL		25/07/11
CHECKED	G.P VENTER		25/07/11
PR.ENG. / PR.TECH./PR. ARCH			
NAME	W. JACKSON		DATE
SIGNATURE			25/07/11
REG. NUMBER			
TITLE	PR.ENG		

TRANSNET NATIONAL PORTS AUTHORITY

TITLE	NAME	SIGN	DATE
DRAWN			
CHECKED			
DESIGNED			
CHECKED			
PR.ENG. / PR.TECH./PR. ARCH			
NAME			DATE
SIGNATURE			
REG. NUMBER			
SCALE			

TRANSNET
Transnet National Ports Authority
TRANSNET SOC Ltd : REG No. 1990/000900/30
NEWARK ROAD
RICHARDS BAY TEL: 035 788 0067
PO BOX 181, RICHARDS BAY 3900, SOUTH AFIRCA

PROJECT / AREA / ASSET / SUBJECT/DRAWING TITLE

PORT OF RICHARDS BAY

PORT ROADS REHABILITATION & UPGRADE
(REPAIRS TO PORT ROADS)
SILT TRAP 2
REINFORCEMENT LAYOUT & SECTIONS

PAPER SIZE	TRANSNET DRW. NO.	REV.
A0	TBC	E0

PROJECT DRG. NO.	REV.
1006614-DRG-002-BS-ST-02	T0